

















## Results MARATHON

1H M FEI Horse Single															
Rank	CNo	Driver	Nation	A	T	B	1	2	3	4	5	6	7	1-7	Total
1	36	Jacob Arnold	 USA	0.00	0.00	0.00	44.97 (2)	44.92 (1)	40.14 (2)	43.59 (2)	48.94 (1)	53.89 (2)	51.75 (1)	5:28.20 82.05	82.05
2	17	Sterling Graburn	 USA	0.00	0.00	0.00	45.44 (3)	49.45 (3)	41.83 (3)	45.14 (3)	52.67 (3)	55.41 (3)	54.36 (3)	5:44.30 86.08	86.08
3	34	Sarah Reitz	 USA	0.00	0.00	0.00	43.75 (1)	52.38 (4)	44.40 (4)	49.02 (5)	55.45 (4)	58.84 (5)	56.74 (4)	6:00.58 90.15	90.15
4	21	John Levy	 USA	0.00	0.00	0.00	49.08 (5)	49.31 (2)	37.77 (1)	38.80 (1)	50.99 (2)	48.64 (1)	1:30.50 (7)	6:05.09 91.27	91.27
5	32	Catherine Levasseur	 CAN	0.00	0.00	0.00	47.38 (4)	53.16 (5)	50.42 (6)	47.03 (4)	59.14 (5)	57.02 (4)	53.19 (2)	6:07.34 91.84	91.84
6	23	Daphne Minton White	 USA	0.00	0.00	0.00	52.08 (6)	1:00.92 (7)	46.89 (5)	52.94 (7)	59.66 (6)	1:00.20 2 (7)	1:04.44 (5)	6:37.13 101.28	101.28
7	35	Patricia Mann	 USA	0.00	0.00	0.00	54.22 (7)	56.17 (6)	49.24 2 (7)	52.92 (6)	1:05.38 (7)	1:00.42 (6)	1:06.09 (6)	6:44.44 103.11	103.11
8	28	Gary Yeager	 USA	0.00	0.00	0.00	RT								RT
8	16	Jennifer Hamilton	 USA	0.00	0.00	0.00	RT								RT










1P M FEI Pony Single															
Rank	CNo	Driver	Nation	A	T	B	1	2	3	4	5	6	7	1-7	Total
1	11	Jennifer Keeler	 USA	0.00	0.00	0.00	40.16 (1)	45.30 (1)	36.77 (1)	38.05 (1)	48.52 (1)	50.22 (1)	52.72 (2)	5:11.74 77.94	77.94
2	29	Rebecca Gutierrez	 USA	0.00	0.00	0.00	44.08 (2)	46.94 (2)	41.27 (2)	43.14 (2)	56.48 (2)	51.91 (2)	49.33 (1)	5:33.15 83.29	83.29
3	18	Denise Hinder	 USA	0.00	0.00	0.00	1:26.47 (3)	56.81 (3)	59.30 (3)	1:01.70 (3)	1:10.70 (3)	1:17.83 (3)	1:05.56 (3)	7:58.37 119.59	119.59

2H M FEI Horse Pair															
Rank	CNo	Driver	Nation	A	T	B	1	2	3	4	5	6	7	1-7	Total
1	31	Eugen Hug	 CAN	0.00	0.00	0.00	RT								RT

## 2P M FEI Pony Pair

Rank	CNo	Driver	Nation	A	T	B	1	2	3	4	5	6	7	1-7	Total
1	14	Mary Phelps	 USA	0.00	0.00	0.00	49.17 (1)	1:07.19 (1)	49.70 (1)	50.55 (1)	1:08.03 (1)	1:02.48 2 (1)	1:03.75 (1)	6:50.87 104.72	104.72

## 4H M FEI Horse Team

Rank	CNo	Driver	Nation	A	T	B	1	2	3	4	5	6	7	1-7	Total
1	26	James Fairclough	 USA	0.00	0.00	0.00	1:03.02 (3)	58.89 (2)	51.25 (1)	56.58 (2)	1:08.95 (2)	1:01.94 (1)	1:18.83 (1)	7:19.46 109.87	109.87
2	33	Chester Weber	 USA	0.00	0.00	0.00	53.80 (1)	57.17 (1)	53.33 (3)	56.06 (1)	1:02.86 (1)	1:07.75 (2)	1:25.34 2 (2)	7:16.31 111.08	111.08
3	27	Misdee Wrigley-Miller	 USA	0.00	0.00	0.00	1:01.59 (2)	1:07.98 (5)	56.61 (4)	1:00.56 (3)	1:16.58 (4)	1:09.45 (4)	1:35.47 (3)	8:08.24 122.06	122.06
4	20	Allison Stroud	 USA	0.00	0.00	0.00	1:05.75 (5)	1:03.44 (3)	52.94 (2)	1:03.50 (4)	1:15.61 (3)	1:07.91 (3)	1:48.14 2 (6)	8:17.29 126.32	126.32
5	10	Paul Maye	 USA	0.00	0.00	0.00 4	1:11.22 (6)	1:13.31 (6)	59.64 (5)	1:07.58 (6)	1:38.39 (5)	1:18.63 2 (5)	1:36.05 (5)	9:04.82 138.21	142.21
6	24	Wiebe Dragstra	 USA	0.00	0.00	0.00	1:03.50 (4)	1:22.44 (7)	1:09.05 (6)	1:07.19 (5)	1:44.45 (6)	1:14.44 7 (8)	1:35.70 (4)	9:16.77 146.19	146.19
7	30	Mary Ruth Marks	 USA	0.00	0.00	0.50	1:30.86 (8)	1:23.08 (8)	1:22.24 (8)	1:24.23 (7)	2:05.95 (7)	1:18.66 2 (6)	2:10.88 4 (8)	11:15.90 174.98	174.98
8	15	Gerben Steenbeek	 CAN	0.00	0.00	13.75	1:16.83 (7)	1:07.64 (4)	1:16.45 (7)	1:27.97 (8)	2:07.44 (8)	1:27.33 (7)	2:20.75 (7)	11:04.41 166.10	166.10
9	25	Darryl Billing	 CAN	0.00	0.00	0.00	RT								RT

Signature President of the Jury:

.....  
Joaquin Medina (ESP)