

**Result MARATHON**




| 1H M FEI Horse Single |     |                        |        |      |      |      |                 |                 |                 |                 |                   |                    |                 |                    |        |
|-----------------------|-----|------------------------|--------|------|------|------|-----------------|-----------------|-----------------|-----------------|-------------------|--------------------|-----------------|--------------------|--------|
| Rank                  | CNo | Driver                 | Nation | A    | T    | B    | 1               | 2               | 3               | 4               | 5                 | 6                  | 7               | 1-7                | Total  |
| 1                     | 14  | Jacob Arnold           | USA    | 0.00 | 0.00 | 0.00 | 54.03<br>(2)    | 1:00.58<br>(1)  | 52.78<br>(1)    | 49.28<br>(2)    | 58.92<br>(4)      | 47.94<br>(1)       | 46.14<br>(1)    | 6:09.67<br>92.42   | 92.42  |
| 2                     | 24  | Denis Martin           | CAN    | 0.00 | 0.00 | 0.00 | 54.18<br>(3)    | 1:03.45<br>(2)  | 58.27<br>(3)    | 49.20<br>(1)    | 57.13<br>(3)      | 51.45<br>(4)       | 51.61<br>(2)    | 6:25.29<br>96.32   | 96.32  |
| 3                     | 17  | Donna Crookston        | USA    | 0.00 | 0.00 | 0.00 | 53.55<br>(1)    | 1:05.11<br>(3)  | 59.14<br>(4)    | 54.22<br>(3)    | 57.08<br>(2)      | 49.36<br>(3)       | 59.75<br>(10)   | 6:38.21<br>99.55   | 99.55  |
| 4                     | 21  | Jennifer Hamilton      | USA    | 0.00 | 0.00 | 0.00 | 58.00<br>(6)    | 1:16.84<br>(11) | 54.31<br>(2)    | 54.84<br>(4)    | 56.31<br>(1)      | 48.89<br>(2)       | 56.17<br>(4)    | 6:45.36<br>101.34  | 101.34 |
| 5                     | 26  | John Levy              | USA    | 0.00 | 0.00 | 0.00 | 56.03<br>(5)    | 1:08.00<br>(4)  | 1:02.94<br>(6)  | 56.63<br>(5)    | 1:01.19<br>(5)    | 1:03.25<br>(10)    | 56.53<br>(6)    | 7:04.57<br>106.14  | 106.14 |
| 6                     | 23  | Barbara Chapman        | USA    | 0.00 | 0.00 | 0.00 | 1:01.31<br>(7)  | 1:09.95<br>(5)  | 1:03.86<br>(8)  | 57.28<br>(6)    | 1:03.84<br>(8)    | 56.08<br>(5)       | 54.53<br>(3)    | 7:06.85<br>106.71  | 106.71 |
| 7                     | 15  | Bettina Scherer        | USA    | 0.00 | 0.00 | 0.00 | 1:03.72<br>(10) | 1:11.34<br>(6)  | 1:01.64<br>(5)  | 1:02.64<br>(8)  | 1:01.19<br>(5)    | 1:03.39<br>(11)    | 56.47<br>(5)    | 7:20.39<br>110.10  | 110.10 |
| 8                     | 13  | Gary Yeager            | USA    | 0.00 | 0.00 | 0.00 | 1:01.38<br>(8)  | 1:16.00<br>(9)  | 1:06.14<br>(9)  | 1:05.64<br>(10) | 1:03.56<br>(7)    | 58.52<br>(7)       | 58.00<br>(8)    | 7:29.24<br>112.31  | 112.31 |
| 9                     | 16  | Daphne Minton White    | USA    | 0.00 | 0.00 | 0.00 | 1:04.56<br>(11) | 1:12.92<br>(7)  | 1:08.56<br>(11) | 1:07.20<br>(11) | 1:09.53<br>(9)    | 59.20<br>(8)       | 58.34<br>(9)    | 7:40.31<br>115.08  | 115.08 |
| 10                    | 25  | Catherine Levasseur    | CAN    | 0.00 | 0.00 | 0.00 | 1:02.25<br>(9)  | 1:14.91<br>(8)  | 1:06.56<br>(10) | 1:10.66<br>(12) | 1:10.05<br>(11)   | 1:01.88<br>(9)     | 1:01.58<br>(11) | 7:47.89<br>116.97  | 116.97 |
| 11                    | 19  | Robert Kent Brownridge | USA    | 0.00 | 0.00 | 0.00 | 1:06.63<br>(12) | 1:16.41<br>(10) | 1:10.86<br>(12) | 1:00.41<br>(7)  | 1:15.38<br>2 (12) | 57.17<br>(6)       | 56.89<br>(7)    | 7:43.75<br>117.94  | 117.94 |
| 12                    | 20  | Margaret Shenker       | USA    | 0.00 | 0.00 | 0.00 | 55.67<br>(4)    | 1:16.89<br>(12) | 1:03.77<br>(7)  | 1:04.36<br>(9)  | 1:09.59<br>(10)   | 1:33.86<br>20 (13) | 1:05.48<br>(12) | 8:09.62<br>142.41  | 142.41 |
| 13                    | 22  | Margaret Ross          | USA    | 0.00 | 0.00 | 5.75 | 1:32.97<br>(13) | 1:44.23<br>(13) | 1:29.50<br>(13) | 1:23.50<br>(13) | 1:30.56<br>(13)   | 1:16.52<br>(12)    | 1:24.02<br>(13) | 10:21.30<br>155.33 | 161.08 |

8 Starts

| 1P M FEI Pony Single |     |                  |        |      |      |      |                |                |                |                |                |                |                |                   |        |
|----------------------|-----|------------------|--------|------|------|------|----------------|----------------|----------------|----------------|----------------|----------------|----------------|-------------------|--------|
| Rank                 | CNo | Driver           | Nation | A    | T    | B    | 1              | 2              | 3              | 4              | 5              | 6              | 7              | 1-7               | Total  |
| 1                    | 32  | Leslie Berndt    | USA    | 0.00 | 0.00 | 0.00 | 47.73<br>(1)   | 1:10.53<br>(2) | 57.34<br>(1)   | 49.17<br>(1)   | 58.33<br>(2)   | 50.39<br>(1)   | 51.75<br>(2)   | 6:25.24<br>96.31  | 96.31  |
| 2                    | 31  | Tracey Morgan    | USA    | 0.00 | 0.00 | 0.00 | 52.44<br>(2)   | 1:04.33<br>(1) | 58.67<br>(2)   | 52.47<br>2 (2) | 55.92<br>(1)   | 59.36<br>(2)   | 49.56<br>(1)   | 6:32.75<br>100.19 | 100.19 |
| 3                    | 30  | Deborah Lawrence | USA    | 0.00 | 0.00 | 0.00 | 1:05.63<br>(3) | 1:18.66<br>(4) | 1:10.70<br>(3) | 1:01.22<br>(3) | 1:10.88<br>(3) | 1:02.33<br>(3) | 1:04.67<br>(3) | 7:54.09<br>118.52 | 118.52 |
| 4                    | 34  | Denise Hinder    | USA    | 0.00 | 0.00 | 0.00 | 1:10.08<br>(4) | 1:16.38<br>(3) | 1:11.23<br>(4) | 1:04.70<br>(4) | 1:19.64<br>(4) | 1:07.53<br>(4) | 1:05.86<br>(4) | 8:15.42<br>123.86 | 123.86 |




8 Starts

## 2H M FEI Horse Pair

| Rank | CNo | Driver         | Nation   | A    | T    | B    | 1              | 2              | 3                 | 4              | 5              | 6              | 7              | 1-7               | Total  |
|------|-----|----------------|--|------|------|------|----------------|----------------|-------------------|----------------|----------------|----------------|----------------|-------------------|--------|
| 1    | 10  | James Miller   | <br>USA | 0.00 | 0.00 | 0.00 | 1:07.47<br>(3) | 1:11.09<br>(1) | 1:05.08<br>(1)    | 59.39<br>(1)   | 1:05.03<br>(2) | 1:07.47<br>(2) | 1:04.95<br>(2) | 7:40.48<br>115.12 | 115.12 |
| 2    | 12  | Steve Wilson   | <br>USA | 0.00 | 0.00 | 0.00 | 1:01.11<br>(2) | 1:15.34<br>(2) | 1:32.25<br>20 (3) | 1:00.36<br>(2) | 1:02.97<br>(1) | 1:04.11<br>(1) | 58.48<br>(1)   | 7:54.62<br>138.66 | 138.66 |
| 3    | 11  | Kathrin Dancer | <br>USA | 0.00 | 0.00 | 0.00 | 58.69<br>(1)   | 1:22.38<br>(3) | 1:59.36<br>5 (2)  | 1:04.31<br>(3) | 1:17.84<br>(3) | 1:11.63<br>(3) | 1:05.03<br>(3) | 8:59.24<br>139.81 | 139.81 |









8 Starts

## 2P M FEI Pony Pair

| Rank | CNo | Driver            | Nation   | A    | T    | B    | 1              | 2              | 3              | 4              | 5              | 6                 | 7              | 1-7               | Total  |
|------|-----|-------------------|--|------|------|------|----------------|----------------|----------------|----------------|----------------|-------------------|----------------|-------------------|--------|
| 1    | 29  | Mary Phelps       | <br>USA | 0.00 | 0.00 | 0.00 | 56.78<br>(1)   | 1:19.41<br>(2) | 1:02.05<br>(1) | 57.19<br>(2)   | 1:04.61<br>(2) | 55.97<br>(1)      | 52.53<br>(1)   | 7:08.54<br>107.14 | 107.14 |
| 2    | 27  | Jennifer Matheson | <br>USA | 0.00 | 0.00 | 0.00 | 1:10.39<br>(3) | 1:28.30<br>(3) | 1:02.27<br>(2) | 54.36<br>(1)   | 1:04.25<br>(1) | 58.97<br>(2)      | 54.73<br>(2)   | 7:33.27<br>113.32 | 113.32 |
| 3    | 28  | Carina Crawford   | <br>CAN | 0.00 | 0.00 | 0.00 | 1:03.88<br>(2) | 1:15.09<br>(1) | 1:13.63<br>(3) | 1:04.72<br>(3) | 1:13.77<br>(3) | 1:08.06<br>20 (3) | 1:08.75<br>(3) | 8:07.90<br>141.98 | 141.98 |


8 Starts









## 4H M FEI Horse Team

| Rank | CNo | Driver                | Nation   | A    | T    | B          | 1                 | 2              | 3                 | 4                | 5              | 6              | 7              | 1-7                | Total  |
|------|-----|-----------------------|--|------|------|------------|-------------------|----------------|-------------------|------------------|----------------|----------------|----------------|--------------------|--------|
| 1    | 1   | Chester Weber         | <br>USA  | 0.00 | 0.00 | 0.00<br>10 | 1:13.44<br>(1)    | 1:15.19<br>(1) | 1:04.81<br>(1)    | 58.27<br>(1)     | 1:04.50<br>(1) | 58.05<br>(1)   | 1:00.05<br>(1) | 7:34.31<br>113.58  | 123.58 |
| 2    | 4   | Allison Stroud        | <br>USA | 0.00 | 0.00 | 0.00       | 1:19.53<br>(3)    | 1:29.03<br>(4) | 1:14.19<br>(2)    | 1:04.44<br>(2)   | 1:09.27<br>(2) | 1:08.27<br>(3) | 1:06.16<br>(3) | 8:30.89<br>127.72  | 127.72 |
| 3    | 7   | James Fairclough      | <br>USA | 0.00 | 0.00 | 0.00       | 1:40.25<br>(5)    | 1:23.70<br>(2) | 1:17.44<br>(3)    | 1:03.50<br>2 (3) | 1:14.81<br>(3) | 1:05.92<br>(2) | 1:00.73<br>(2) | 8:46.35<br>133.59  | 133.59 |
| 4    | 8   | Paul Maye             | <br>USA | 0.00 | 0.00 | 0.00       | 1:18.14<br>(2)    | 1:27.13<br>(3) | 1:23.18<br>(4)    | 1:32.31<br>2 (6) | 1:18.36<br>(4) | 1:17.16<br>(5) | 1:09.42<br>(4) | 9:25.70<br>143.43  | 143.43 |
| 5    | 6   | Misdee Wrigley-Miller | <br>USA | 0.00 | 0.00 | 0.00       | 1:26.61<br>(4)    | 1:31.84<br>(5) | 1:39.14<br>(6)    | 1:22.59<br>(4)   | 1:26.55<br>(5) | 1:16.13<br>(4) | 1:15.31<br>(5) | 9:58.17<br>149.54  | 149.54 |
| 6    | 9   | Gerben Steenbeek      | <br>CAN | 0.00 | 0.00 | 0.00       | 1:54.56<br>(6)    | 1:45.98<br>(6) | 1:38.63<br>(5)    | 1:22.59<br>(4)   | 1:34.16<br>(6) | 2:23.50<br>(8) | 1:19.02<br>(6) | 11:58.44<br>179.61 | 179.61 |
| 7    | 3   | Mary Ruth Marks       | <br>USA | 0.00 | 0.00 | 19.50      | 2:51.72<br>(7)    | 1:54.34<br>(7) | 1:44.20<br>(7)    | 1:48.61<br>2 (7) | 2:24.80<br>(8) | 1:23.70<br>(6) | 1:43.20<br>(7) | 13:50.57<br>209.64 | 229.14 |
| 8    | 2   | Darryl Billing        | <br>CAN | 0.00 | 0.00 | 16.75      | 1:53.25<br>20 (8) | 2:00.16<br>(8) | 2:35.77<br>20 (8) | 2:12.23<br>(8)   | 2:14.80<br>(7) | 1:46.39<br>(7) | 1:48.05<br>(8) | 14:30.65<br>257.66 | 274.41 |

8 Starts







## 1H M Intermediate Horse Single

| Rank | CNo | Driver         | Nation   | A    | T    | B    | 1            | 2            | 3            | 4            | 5            | 6            | 7            | 1-7              | Total |
|------|-----|----------------|--|------|------|------|--------------|--------------|--------------|--------------|--------------|--------------|--------------|------------------|-------|
| 1    | 51  | Taylor Bradish | <br>USA | 0.00 | 0.00 | 0.00 | 50.47<br>(1) | 58.63<br>(5) | 48.05<br>(1) | 42.19<br>(4) | 48.45<br>(1) | 40.69<br>(1) | 44.30<br>(1) | 5:32.78<br>83.20 | 83.20 |

|    |    |                   |  |      |      |      |                 |                 |                    |                 |                 |                 |                    |                   |        |
|----|----|-------------------|--|------|------|------|-----------------|-----------------|--------------------|-----------------|-----------------|-----------------|--------------------|-------------------|--------|
| 2  | 50 | Jennifer Thompson | <br>USA  | 0.00 | 0.00 | 0.00 | 50.99<br>(2)    | 52.99<br>(1)    | 48.34<br>(2)       | 40.61<br>(1)    | 1:00.31<br>(5)  | 45.11<br>(4)    | 49.20<br>(4)       | 5:47.55<br>86.89  | 86.89  |
| 3  | 48 | Stacey L. Giere   | <br>USA | 0.00 | 0.00 | 0.00 | 59.08<br>(5)    | 56.69<br>(2)    | 51.06<br>(4)       | 42.14<br>(3)    | 58.19<br>(3)    | 44.60<br>(3)    | 47.31<br>(2)       | 5:59.07<br>89.77  | 89.77  |
| 4  | 46 | Deborah M. Egan   | <br>USA | 0.00 | 0.00 | 0.00 | 59.03<br>(4)    | 58.25<br>(4)    | 52.39<br>(6)       | 45.27<br>(6)    | 55.30<br>(2)    | 49.58<br>(5)    | 51.88<br>(6)       | 6:11.70<br>92.93  | 92.93  |
| 5  | 49 | Bob Giles         | <br>USA | 0.00 | 0.00 | 0.00 | 1:05.69<br>(7)  | 57.59<br>(3)    | 49.25<br>(3)       | 48.52<br>(8)    | 1:00.25<br>(4)  | 43.88<br>(2)    | 49.92<br>(5)       | 6:15.10<br>93.78  | 93.78  |
| 6  | 43 | Anna Koopman      | <br>USA | 0.00 | 0.00 | 0.00 | 57.61<br>(3)    | 1:00.98<br>(6)  | 52.14<br>(5)       | 41.03<br>(2)    | 1:00.31<br>(5)  | 1:00.11<br>(8)  | 53.30<br>(7)       | 6:25.48<br>96.37  | 96.37  |
| 7  | 52 | Marcie Quist      | <br>USA | 0.00 | 0.00 | 0.00 | 1:07.84<br>(9)  | 1:06.05<br>(9)  | 59.44<br>(8)       | 44.75<br>(5)    | 1:05.97<br>(9)  | 49.94<br>(6)    | 49.00<br>(3)       | 6:42.99<br>100.75 | 100.75 |
| 8  | 42 | Paul Reese        | <br>USA | 0.00 | 0.00 | 0.00 | 1:10.05<br>(11) | 1:02.50<br>(7)  | 56.38<br>(7)       | 49.34<br>(9)    | 1:04.88<br>(8)  | 50.30<br>(7)    | 1:01.56<br>(8)     | 6:55.01<br>103.75 | 103.75 |
| 9  | 45 | Cathy Thomas      | <br>USA | 0.00 | 0.00 | 0.00 | 1:08.45<br>(10) | 1:06.24<br>(10) | 1:05.03<br>(10)    | 52.78<br>(10)   | 1:08.36<br>(10) | 1:11.36<br>(11) | 1:09.55<br>(10)    | 7:41.77<br>115.44 | 115.44 |
| 10 | 53 | Robin Groves      | <br>USA | 0.00 | 0.00 | 0.00 | 1:07.49<br>(8)  | 1:06.00<br>(8)  | 1:00.73<br>(9)     | 48.15<br>(7)    | 1:02.53<br>(7)  | 1:01.69<br>(9)  | 1:19.63<br>20 (11) | 7:26.22<br>131.56 | 131.56 |
| 11 | 47 | Wilson Groves     | <br>USA | 0.00 | 0.00 | 0.00 | 1:21.92<br>(12) | 1:16.30<br>(11) | 1:40.47<br>20 (11) | 1:03.89<br>(11) | 1:34.41<br>(11) | 1:04.45<br>(10) | 1:07.73<br>(9)     | 9:09.17<br>157.29 | 157.29 |
| 12 | 44 | Jordan LaPlaca    | <br>USA | 0.00 | 0.00 | 0.00 | 1:05.33<br>(6)  |                 |                    |                 |                 |                 |                    | el                | -      |



8 Starts

### I1P M Intermediate Pony Single

| Rank | CNo | Driver              | Nation   | A    | T    | B    | 1              | 2              | 3            | 4            | 5              | 6              | 7            | 1-7               | Total  |
|------|-----|---------------------|--|------|------|------|----------------|----------------|--------------|--------------|----------------|----------------|--------------|-------------------|--------|
| 1    | 56  | Janelle Marshall    | <br>USA | 0.00 | 0.00 | 0.00 | 46.64<br>(1)   | 53.45<br>(1)   | 44.61<br>(1) | 37.89<br>(2) | 48.94<br>(1)   | 41.72<br>(1)   | 42.14<br>(1) | 5:15.39<br>78.85  | 78.85  |
| 2    | 57  | Jennifer Keeler     | <br>USA | 0.00 | 0.00 | 0.00 | 49.20<br>(3)   | 57.75<br>(2)   | 45.31<br>(2) | 37.22<br>(1) | 49.63<br>(2)   | 44.13<br>(3)   | 45.97<br>(2) | 5:29.21<br>82.30  | 82.30  |
| 3    | 60  | Kristin Whittington | <br>USA | 0.00 | 0.00 | 0.00 | 1:01.53<br>(5) | 1:10.27<br>(5) | 51.88<br>(3) | 40.50<br>(3) | 55.89<br>(3)   | 43.70<br>(2)   | 48.56<br>(3) | 6:12.33<br>93.08  | 93.08  |
| 4    | 59  | Jackie Kane         | <br>USA | 0.00 | 0.00 | 0.00 | 57.75<br>(4)   | 1:03.84<br>(4) | 54.33<br>(4) | 45.19<br>(5) | 58.81<br>(4)   | 59.25<br>(4)   | 54.42<br>(4) | 6:33.59<br>98.40  | 98.40  |
| 5    | 61  | Taylor Roundtree    | <br>USA | 0.00 | 0.00 | 0.00 | 48.41<br>(2)   | 1:01.22<br>(3) | 57.34<br>(5) | 43.22<br>(4) | 1:05.16<br>(5) | 1:26.58<br>(5) | 57.14<br>(5) | 6:59.07<br>104.77 | 104.77 |
| 6    | 58  | Nancy B. Dimick     | <br>USA | 0.00 | 0.00 | 0.00 |                |                |              |              |                |                |              | wd                | -      |



8 Starts

### I2H M Intermediate Horse Pair

| Rank | CNo | Driver      | Nation   | A    | T    | B    | 1              | 2              | 3            | 4              | 5              | 6            | 7            | 1-7               | Total  |
|------|-----|-------------|--|------|------|------|----------------|----------------|--------------|----------------|----------------|--------------|--------------|-------------------|--------|
| 1    | 41  | Scott Adcox | <br>USA | 0.00 | 0.00 | 0.00 | 1:08.39<br>(1) | 1:06.73<br>(1) | 53.25<br>(1) | 53.14<br>2 (1) | 1:04.52<br>(1) | 52.08<br>(1) | 54.17<br>(1) | 6:52.28<br>105.07 | 105.07 |
| 2    | 40  | Shane Doyle | <br>USA | 0.00 | 0.00 | 0.00 |                |                |              |                |                |              |              | wd                | -      |

8 Starts

## I2P M Intermediate Pony Pair

| Rank | CNo | Driver              | Nation   | A           | T           | B           | 1            | 2              | 3            | 4            | 5            | 6            | 7            | 1-7                            | Total        |
|------|-----|---------------------|--|-------------|-------------|-------------|--------------|----------------|--------------|--------------|--------------|--------------|--------------|--------------------------------|--------------|
| 1    | 55  | <b>Katie Whaley</b> | <br>USA | <b>0.00</b> | <b>0.00</b> | <b>0.00</b> | 47.97<br>(1) | 52.39<br>(1)   | 43.36<br>(1) | 36.75<br>(1) | 46.75<br>(1) | 43.06<br>(1) | 43.83<br>(1) | <b>5:14.11</b><br><b>78.53</b> | <b>78.53</b> |
| 2    | 54  | <b>Boots Wright</b> | <br>USA | <b>0.00</b> | <b>0.00</b> | <b>0.00</b> | 59.14<br>(2) | 1:06.20<br>(2) | 52.63<br>(2) | 39.91<br>(2) | 56.36<br>(2) | 46.59<br>(2) | 50.08<br>(2) | <b>6:10.91</b><br><b>92.73</b> | <b>92.73</b> |

8 Starts

Signature President of the Jury: ..... Anne-Marie Turbe (FRA)

