

**Result MARATHON + DRESSAGE****1H M FEI Horse Single**

Rk	CNo	Driver	Nation	Dressage		A	T	Marathon			Rank	D + M	
				Pts	Rank			B	Obst	Total		Pts	Rank
1	14	Jacob Arnold	USA	59.31	4	0.00	0.00	0.00	92.42	92.42	1	151.73	1
2	21	Jennifer Hamilton	USA	56.91	1	0.00	0.00	0.00	101.34	101.34	4	158.25	2
3	17	Donna Crookston	USA	59.69	5	0.00	0.00	0.00	99.55	99.55	3	159.24	3
4	24	Denis Martin	CAN	69.82	12	0.00	0.00	0.00	96.32	96.32	2	166.14	4
5	23	Barbara Chapman	USA	59.69	5	0.00	0.00	0.00	106.71	106.71	6	166.40	5
6	13	Gary Yeager	USA	57.13	2	0.00	0.00	0.00	112.31	112.31	8	169.44	6
7	15	Bettina Scherer	USA	60.81	8	0.00	0.00	0.00	110.10	110.10	7	170.91	7
8	26	John Levy	USA	67.47	9	0.00	0.00	0.00	106.14	106.14	5	173.61	8
9	16	Daphne Minton White	USA	60.01	7	0.00	0.00	0.00	115.08	115.08	9	175.09	9
10	25	Catherine Levasseur	CAN	58.67	3	0.00	0.00	0.00	116.97	116.97	10	175.64	10
11	19	Robert Kent Brownridge	USA	68.01	10	0.00	0.00	0.00	117.94	117.94	11	185.95	11
12	20	Margaret Shenker	USA	69.18	11	0.00	0.00	0.00	142.41	142.41	12	211.59	12
13	22	Margaret Ross	USA	103.46	13	0.00	0.00	5.75	155.33	161.08	13	264.54	13

8 Starts

**1P M FEI Pony Single**

Rk	CNo	Driver	Nation	Dressage		A	T	Marathon			Rank	D + M	
				Pts	Rank			B	Obst	Total		Pts	Rank
1	32	Leslie Berndt	USA	54.62	2	0.00	0.00	0.00	96.31	96.31	1	150.93	1
2	31	Tracey Morgan	USA	54.19	1	0.00	0.00	0.00	100.19	100.19	2	154.38	2
3	30	Deborah Lawrence	USA	58.99	3	0.00	0.00	0.00	118.52	118.52	3	177.51	3
4	34	Denise Hinder	USA	63.47	4	0.00	0.00	0.00	123.86	123.86	4	187.33	4




8 Starts

**2H M FEI Horse Pair**

Rk	CNo	Driver	Nation	Dressage		A	T	Marathon			Rank	D + M	
				Pts	Rank			B	Obst	Total		Pts	Rank
1	10	James Miller	USA	55.75	2	0.00	0.00	0.00	115.12	115.12	1	170.87	1
2	12	Steve Wilson	USA	53.68	1	0.00	0.00	0.00	138.66	138.66	2	192.34	2
3	11	Kathrin Dancer	USA	63.42	3	0.00	0.00	0.00	139.81	139.81	3	203.23	3









8 Starts

## 2P M FEI Pony Pair

Rk	CNo	Driver	Nation	Dressage		A	T	Marathon		Total	Rank	D + M	
				Pts	Rank			B	Obst			Pts	Rank
1	29	Mary Phelps	USA 	64.95	3	0.00	0.00	0.00	107.14	107.14	1	172.09	1
2	27	Jennifer Matheson	USA 	63.24	2	0.00	0.00	0.00	113.32	113.32	2	176.56	2
3	28	Carina Crawford	CAN 	60.64	1	0.00	0.00	0.00	141.98	141.98	3	202.62	3










8 Starts

## 4H M FEI Horse Team

Rk	CNo	Driver	Nation	Dressage		A	T	Marathon		Total	Rank	D + M	
				Pts	Rank			B	Obst			Pts	Rank
1	1	Chester Weber	USA 	40.11	1	0.00	0.00	10.00	113.58	123.58	1	163.69	1
2	4	Allison Stroud	USA 	53.15	3	0.00	0.00	0.00	127.72	127.72	2	180.87	2
3	7	James Fairclough	USA 	55.75	4	0.00	0.00	0.00	133.59	133.59	3	189.34	3
4	6	Misdee Wrigley-Miller	USA 	46.84	2	0.00	0.00	0.00	149.54	149.54	5	196.38	4
5	8	Paul Maye	USA 	58.70	5	0.00	0.00	0.00	143.43	143.43	4	202.13	5
6	9	Gerben Steenbeek	CAN 	69.38	7	0.00	0.00	0.00	179.61	179.61	6	248.99	6
7	3	Mary Ruth Marks	USA 	86.60	8	0.00	0.00	19.50	209.64	229.14	7	315.74	7
8	2	Darryl Billing	CAN 	63.95	6	0.00	0.00	16.75	257.66	274.41	8	338.36	8







8 Starts

## 11H M Intermediate Horse Single

Rk	CNo	Driver	Nation	Dressage		A	T	Marathon		Total	Rank	D + M	
				Pts	Rank			B	Obst			Pts	Rank
1	50	Jennifer Thompson	USA 	53.84	1	0.00	0.00	0.00	86.89	86.89	2	140.73	1
2	51	Taylor Bradish	USA 	59.04	4	0.00	0.00	0.00	83.20	83.20	1	142.24	2
3	43	Anna Koopman	USA 	54.32	2	0.00	0.00	0.00	96.37	96.37	6	150.69	3
4	46	Deborah M. Egan	USA 	60.40	7	0.00	0.00	0.00	92.93	92.93	4	153.33	4
5	48	Stacey L. Giere	USA 	68.08	11	0.00	0.00	0.00	89.77	89.77	3	157.85	5
6	52	Marcie Quist	USA 	64.88	9	0.00	0.00	0.00	100.75	100.75	7	165.63	6
7	42	Paul Reese	USA 	67.04	10	0.00	0.00	0.00	103.75	103.75	8	170.79	7
8	45	Cathy Thomas	USA 	59.68	5	0.00	0.00	0.00	115.44	115.44	9	175.12	8
9	49	Bob Giles	USA 	86.88	12	0.00	0.00	0.00	93.78	93.78	5	180.66	9
10	53	Robin Groves	USA 	61.76	8	0.00	0.00	0.00	131.56	131.56	10	193.32	10
11	47	Wilson Groves	USA 	58.48	3	0.00	0.00	0.00	157.29	157.29	11	215.77	11
12	44	Jordan LaPlaca	USA 	59.76	6	0.00	0.00	0.00		el	-	-	-



8 Starts

## I1P M Intermediate Pony Single

Rk	CNo	Driver	Nation	Dressage		A	T	Marathon		Total	Rank	D + M	
				Pts	Rank			B	Obst			Pts	Rank
1	57	Jennifer Keeler	USA 	62.40	3	0.00	0.00	0.00	82.30	82.30	2	144.70	1
2	56	Janelle Marshall	USA 	67.04	6	0.00	0.00	0.00	78.85	78.85	1	145.89	2
3	60	Kristin Whittington	USA 	57.44	1	0.00	0.00	0.00	93.08	93.08	3	150.52	3
4	59	Jackie Kane	USA 	65.68	5	0.00	0.00	0.00	98.40	98.40	4	164.08	4
5	61	Taylor Roundtree	USA 	60.48	2	0.00	0.00	0.00	104.77	104.77	5	165.25	5
6	58	Nancy B. Dimick	USA 	64.08	4	0.00	0.00	0.00	-	wd	-	-	-



8 Starts

## I2H M Intermediate Horse Pair

Rk	CNo	Driver	Nation	Dressage		A	T	Marathon		Total	Rank	D + M	
				Pts	Rank			B	Obst			Pts	Rank
1	41	Scott Adcox	USA 	60.88	1	0.00	0.00	0.00	105.07	105.07	1	165.95	1
2	40	Shane Doyle	USA 	66.64	2	0.00	0.00	0.00	-	wd	-	-	-

8 Starts

## I2P M Intermediate Pony Pair

Rk	CNo	Driver	Nation	Dressage		A	T	Marathon		Total	Rank	D + M	
				Pts	Rank			B	Obst			Pts	Rank
1	55	Katie Whaley	USA 	61.76	2	0.00	0.00	0.00	78.53	78.53	1	140.29	1
2	54	Boots Wright	USA 	50.64	1	0.00	0.00	0.00	92.73	92.73	2	143.37	2

8 Starts

Signature President of the Jury: ..... Anne-Marie Turbe (FRA)